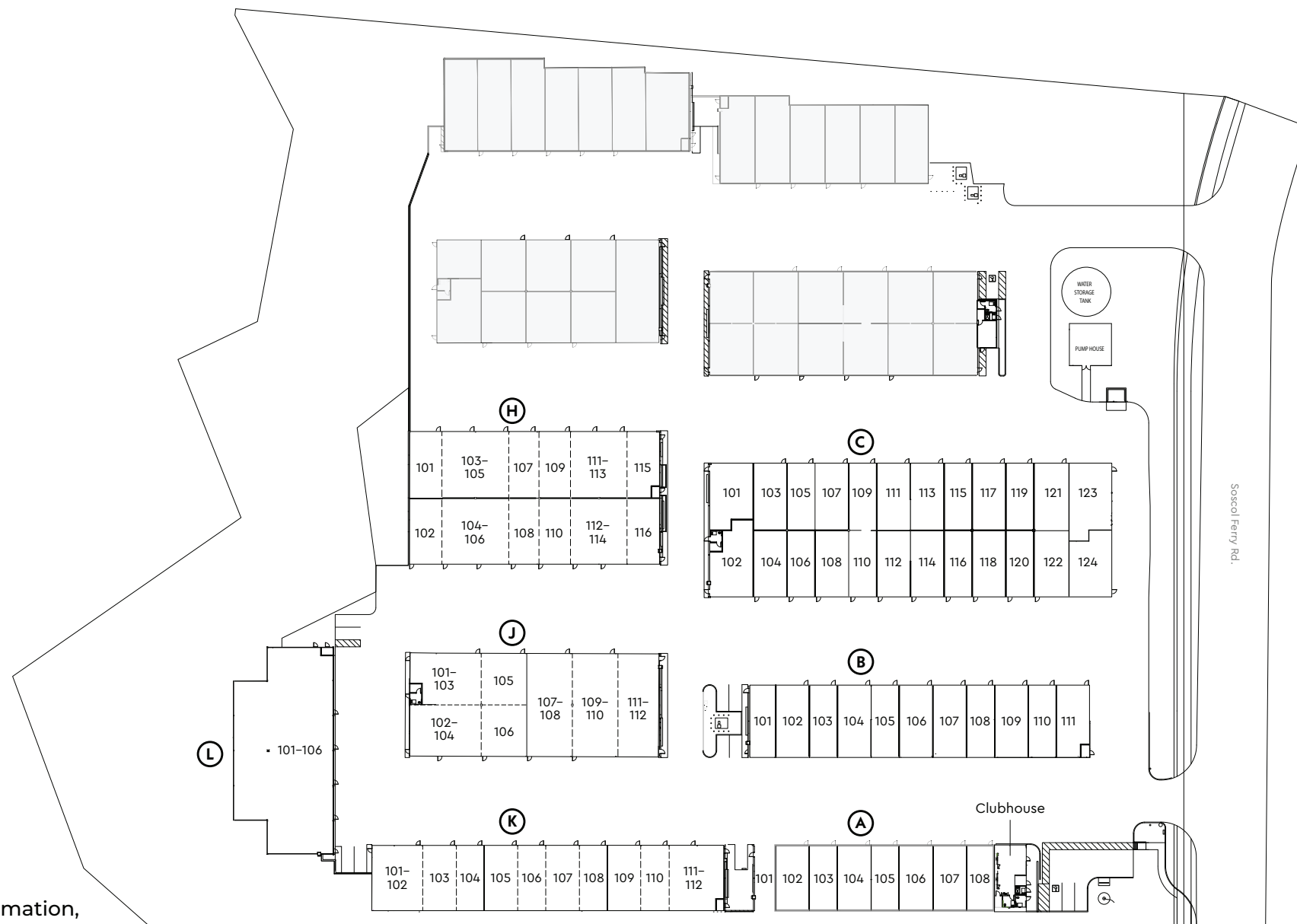




# NAPA VAULT

## SITE PLAN



For the latest pricing and availability information, visit [napavault.com/master-plan/](https://napavault.com/master-plan/)



415.686.0255



Laura.Duffy@jll.com



Laura Duffy CA Lic# 01922792



NapaVault.com



1055 Socol Ferry Rd / Napa, CA 94558

The square footage and individual dimensions shown on this plan are approximate. They may vary for any number of reasons after the units are built and are not guaranteed by the developer.

Jones Lang LaSalle Brokerage, Inc. Real Estate License #: 01856260 ©2023 Jones Lang LaSalle IP, Inc. All rights reserved. All information contained herein is from sources deemed reliable; however, no representation or warranty is made to the accuracy thereof.



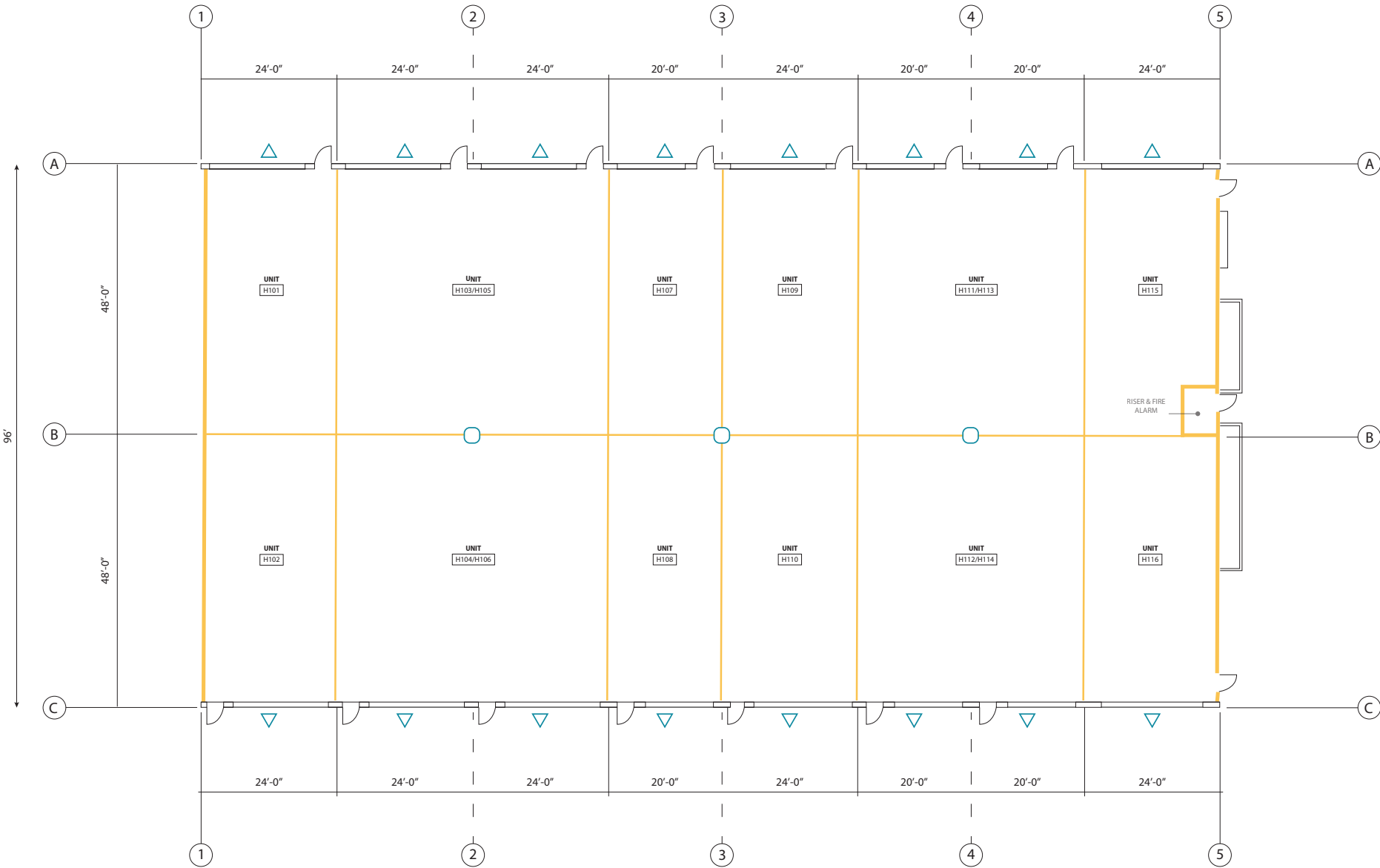
# NAPA VAULT

## Building H Phase 2 | Units H101-116



Overall Building  
approx. 17,236 sqft

- = Support column
- = Grade level roll up door



415.686.0255

Laura.Duffy@jll.com

Laura Duffy CA Lic# 01922792

NapaVault.com

1055 Soscol Ferry Rd / Napa, CA 94558

The square footage and individual dimensions shown on this plan are approximate. They may vary for any number of reasons after the units are built and are not guaranteed by the developer.

Jones Lang LaSalle Brokerage, Inc. Real Estate License #: 01856260 ©2023 Jones Lang LaSalle IP, Inc. All rights reserved. All information contained herein is from sources deemed reliable; however, no representation or warranty is made to the accuracy thereof.

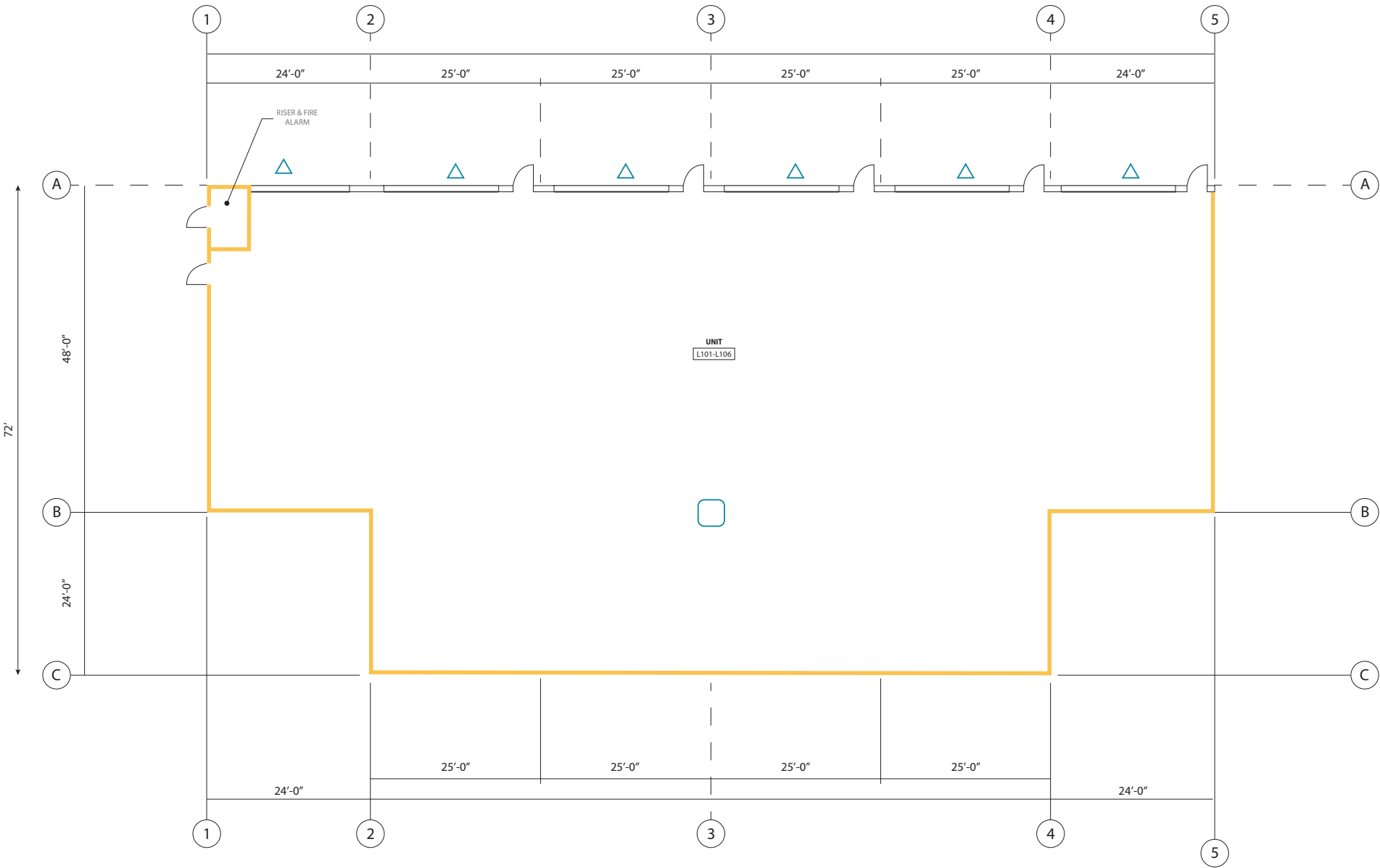


**Building L**  
Phase 2 | Unit L101-106



Overall Building  
approx. 9,464 sqft

- = Support column
- = Grade level roll up door



415.686.0255

Laura.Duffy@jll.com

Laura Duffy CA Lic# 01922792

The square footage and individual dimensions shown on this plan are approximate. They may vary for any number of reasons after the units are built and are not guaranteed by the developer.

Jones Lang LaSalle Brokerage, Inc. Real Estate License #: 01856260 ©2023 Jones Lang LaSalle IP, Inc. All rights reserved. All information contained herein is from sources deemed reliable; however, no representation or warranty is made to the accuracy thereof.

NapaVault.com

1055 Soscol Ferry Rd / Napa, CA 94558

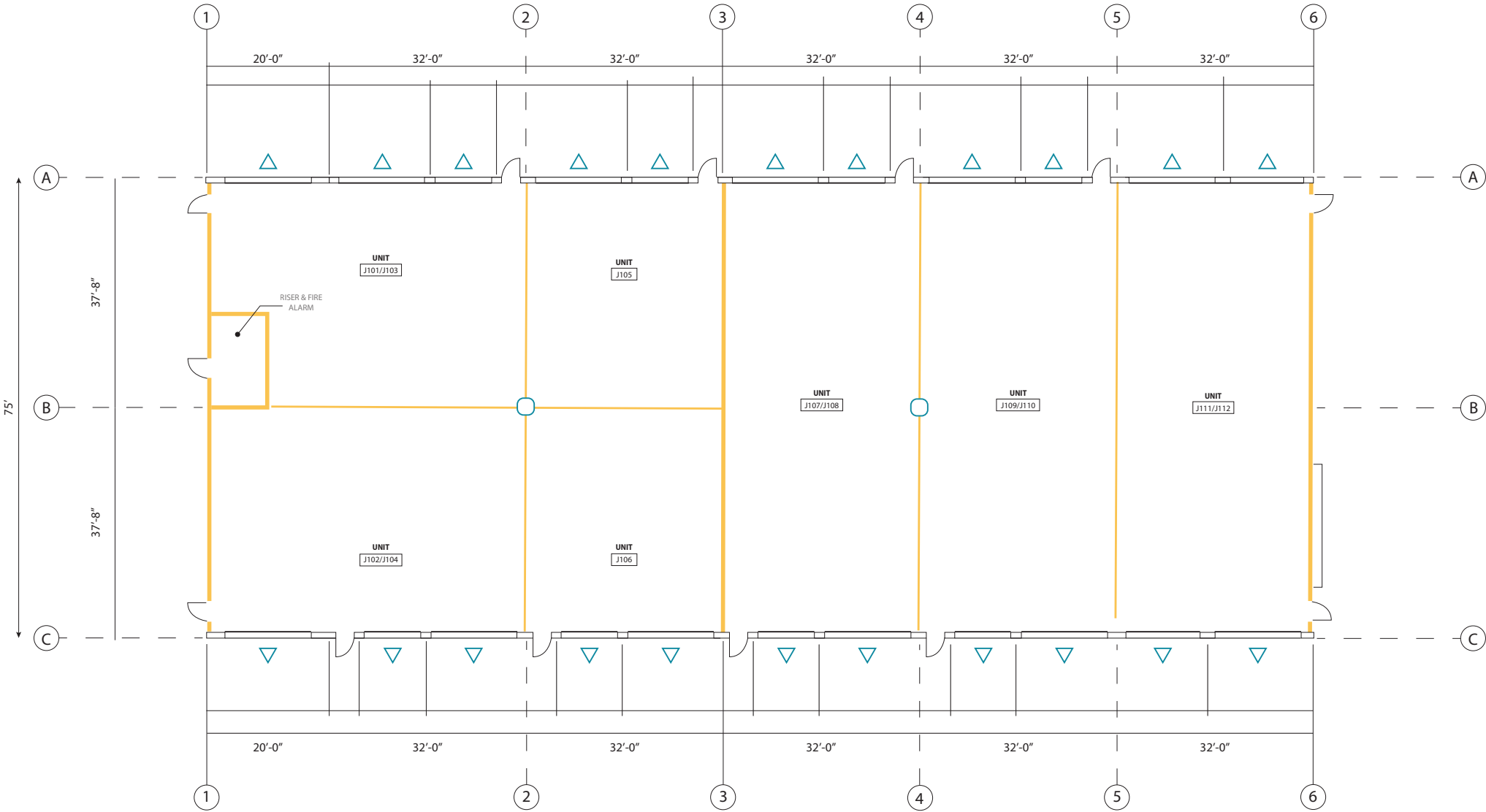


**Building J**  
Phase 2 | Units J101-112



Overall Building  
approx. 13,357 sqft

- = Support column
- = Grade level roll up door



415.686.0255

Laura.Duffy@jll.com

Laura Duffy CA Lic# 01922792

The square footage and individual dimensions shown on this plan are approximate. They may vary for any number of reasons after the units are built and are not guaranteed by the developer.

Jones Lang LaSalle Brokerage, Inc. Real Estate License #: 01856260 ©2023 Jones Lang LaSalle IP, Inc. All rights reserved. All information contained herein is from sources deemed reliable; however, no representation or warranty is made to the accuracy thereof.

NapaVault.com

1055 Soscol Ferry Rd / Napa, CA 94558