





NAPA VAULT

SITE PLAN



 Standard Units
 20'x48' = 960 SF
 24'x48' = 1,152 SF

 Larger, Flexible Spaces
 Up to 9,464 SF



415.686.0255



Laura.Duffy@jll.com



Laura Duffy CA Lic# 01922792



NapaVault.com



1055 Soscil Ferry Rd / Napa, CA 94558

BLDG - UNIT	WDTH	DPTH	GROUND FLOOR SF	MEZZ SF	ROLL-UP DOOR	2ND ROLL-UP DOOR	NOTES	PRICE	MNTHLY DUES BY UNIT
BUILDING A									
A101	16	48	768		12' 0"			\$324,000	\$303
A102	24	48	1,152		16' 10"		spec unit not on market	N/A	\$303
A103	20	48	960		12' 0"			\$385,000	\$303
A104	24	48	1,152	356	16' 10"			\$385,000	\$303
A105	20	48	960		12' 0"			\$385,000	\$303
A106	24	48	1152		16' 10"			\$455,000	\$303
A107	24	48	1,152		16' 10"		exhaust fan, ceiling fan, upgraded floor	\$470,000	\$303
A108	20	48	960		12' 0"			\$385,000	\$303
SUBTOTAL			8,256						
BUILDING B									
B101	20	52	1,040		14' 0"	14' 0"	drive-through unit	\$385,000	\$303
B102	24	52	1,248		16' 10"	18' 0"	drive-through unit	\$495,000	\$303
B103	20	52	1,040		12' 0"	14' 0"	drive-through unit	\$420,000	\$303
B104	24	52	1,248		16' 10"	18' 0"	drive-through unit	\$495,000	\$303
B105	20	52	1,040		12' 0"	14' 0"	drive-through unit	\$420,000	\$303
B106	24	52	1,248		16' 10"	18' 0"	drive-through unit	\$495,000	\$303
B107	24	52	1,248		16' 10"	18' 0"	drive-through unit	\$495,000	\$303
B108	20	52	1,040		12' 0"	14' 0"	drive-through unit	\$420,000	\$303
B109	24	52	1,248	383	16" 10"	*	includes 383 SF 2nd-story steel mezzanine, upgraded floor & exhaust fan	\$589,000	\$303
B110	20	52	1,040		12' 0"	*		\$385,000	\$303
B111	24	52	1,204		16" 10"	*	exhaust fan, ceiling fan, upgraded floor	\$467,000	\$303
SUBTOTAL			12,644						
BUILDING C									
C101	32	48	1,420		14' 0"	12' 0"	less 116 SF	\$595,000	\$303
C102	32	48	1,507		14' 0"	12' 0"	less 29 SF	\$595,000	\$303
C103	24	48	1,152		16' 10"		upgraded floor finish	\$463,000	\$303
C104	24	48	1,152		16' 10"		exhaust fan, ceiling fan, upgraded floor	\$470,000	\$303
C105	20	48	960		12' 0"			\$385,000	\$303
C106	20	48	960		12' 0"			\$385,000	\$303
C107	24	48	1,152		16' 10"			\$455,000	\$303
C108	24	48	1,152		16' 10"			\$455,000	\$303
C109	20	48	960		12' 0"			\$385,000	\$303
C110	20	48	960		12' 0"		upgraded floor finish	\$393,000	\$303
C111	24	48	1,152		16' 10"			\$455,000	\$303
C112	24	48	1,152		16' 10"		upgraded floor finish	\$463,000	\$303
C113	24	48	1,152		16' 10"			\$455,000	\$303
C114	24	48	1152		16' 10"			\$455,000	\$303
C115	20	48	960		12' 0"			\$385,000	\$303
C116	20	48	960		12' 0"		exhaust fan, ceiling fan, upgraded floor	\$400,000	\$303
C117	24	48	1,152		16' 10"			\$455,000	\$303
C118	24	48	1,152		16' 10"			\$455,000	\$303
C119	20	48	960		12' 0"			\$385,000	\$303
C120	20	48	960		12' 0"			\$385,000	\$303
C121	24	48	1,152		16' 10"			\$455,000	\$303
C122	24	48	1,152		16' 10"			\$455,000	\$303
C123	32	48	1,536		14' 0"	12' 0"		\$607,000	\$303
C124	32	48	1536		14' 0"	12' 0"		\$607,000	\$303
SUBTOTAL			27,503						

* no drive-thru

BLDG - UNIT	WDTH	DPTH	GROUND FLOOR SF	MEZZ SF	ROLL-UP DOOR	2ND ROLL-UP DOOR	3RD ROLL-UP DOOR	4TH ROLL-UP DOOR	NOTES	PRICE	MNTHLY DUES BY UNIT
BUILDING H											
H101	24	48	1,152		16' 10"					\$455,000	\$303
H102	24	48	1,152		16' 10"					\$455,000	\$303
H103/H105	48	48	2,304		16' 10"	16' 10"				\$900,000	\$606
H104/H106	48	48	2,304		16' 10"	16' 10"				\$900,000	\$606
H107	20	48	960		12' 0"					\$380,000	\$303
H108	20	48	960		12' 0"					\$380,000	\$303
H109	24	48	1,152		16' 10"					\$455,000	\$303
H110	24	48	1,152		16' 10"					\$455,000	\$303
H111/H113	40	48	1,920		12' 0"	12' 0"				\$760,000	\$606
H112/H114	40	48	1,920		12' 0"	12' 0"				\$760,000	\$606
H115	24	48	1,108		18' 0"				less 44 SF	\$435,000	\$303
H116	24	48	1,152	329	18' 0"				mezz price pending	call for pricing	\$303
SUBTOTAL			17,236								
BUILDING J											
J101/J103	52	38	1,807		14' 0"	14' 0"	9' 2"		less 143 SF	\$715,000	\$606
J102/J104	52	38	1,950		14' 0"	14' 0"	9' 2"			\$770,000	\$606
J105	32	38	1,200		14' 0"	9' 2"				\$475,000	\$303
J106	32	38	1,200		14' 0"	9' 2"				\$475,000	\$303
J107/J108	32	75	2,400		14' 0"	9' 2"	14' 0"	9' 2"		\$950,000	\$606
J109/J110	32	75	2,400		14' 0"	9' 2"	14' 0"	9' 2"		\$950,000	\$606
J111/J112	32	75	2,400		12' 0"	12' 0"	14' 0"	12' 0"	100% leased	call for pricing	\$606
SUBTOTAL			13,357								
BUILDING K											
K101/K102	36	48	1,728		12' 0"	12' 0"				\$685,000	\$606
K103	24	48	1,152		16' 10"					\$455,000	\$303
K104	20	48	960		12' 0"					\$380,000	\$303
K105	24	48	1,152		16' 10"					\$455,000	\$303
K106	20	48	960		12' 0"					\$380,000	\$303
K107	24	48	1,152	329	16' 10"				includes 329 SF 2nd-story steel mezzanine installed	call for pricing	\$303
K108	20	48	960		12' 0"					\$380,000	\$303
K109	24	48	1,152		16' 10"					\$455,000	\$303
K110	20	48	960		12' 0"					\$380,000	\$303
K111/K112	40	48	1,876		12' 0"	14' 0"			less 44 SF	\$745,000	\$606
SUBTOTAL			12,052								
BUILDING L											
Building L is 9,464 SF (units 101-106, no interior walls installed). Call for complete details.											

OWNER FEES: Owners belong to the Napa Vault Owners Association. Monthly dues cover costs such as common area maintenance, security systems, property management, etc. For a breakdown of all fees and other information, visit the Buyers Resources page on the website.

- Standard Units**
20'x48' = 960 SF
24'x48' = 1,152 SF
- Larger, Flexible Spaces**
Up to 9,464 SF

Current Availability

For an up-to-date list of the remaining units available for purchase, please contact Laura Duffy at 415.686.0255.

415.686.0255

Laura.Duffy@jll.com

Laura Duffy CA Lic# 01922792

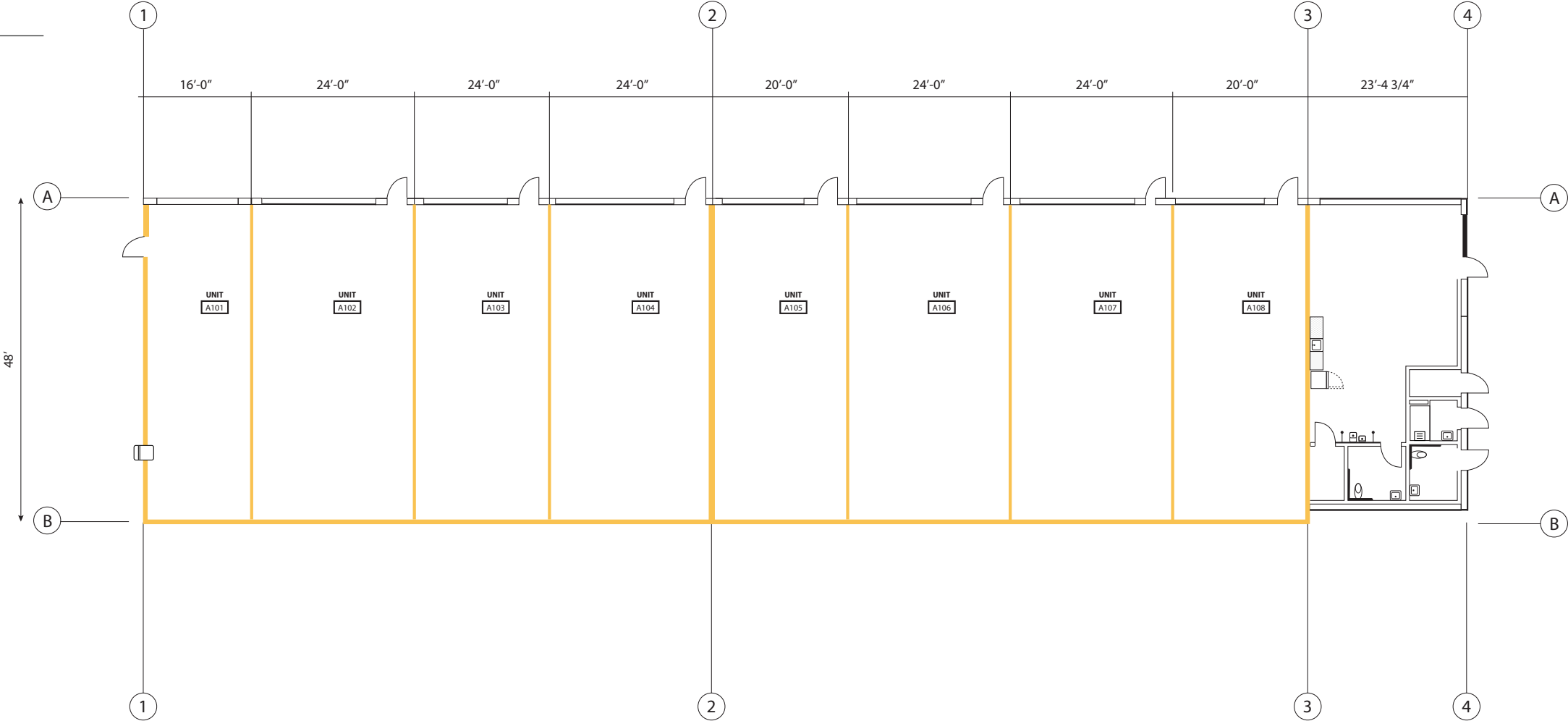
NapaVault.com

1055 Soscol Ferry Rd / Napa, CA 94558



NAPA VAULT

Building A Units A101-108



415.686.0255

Laura.Duffy@jll.com

Laura Duffy CA Lic# 01922792

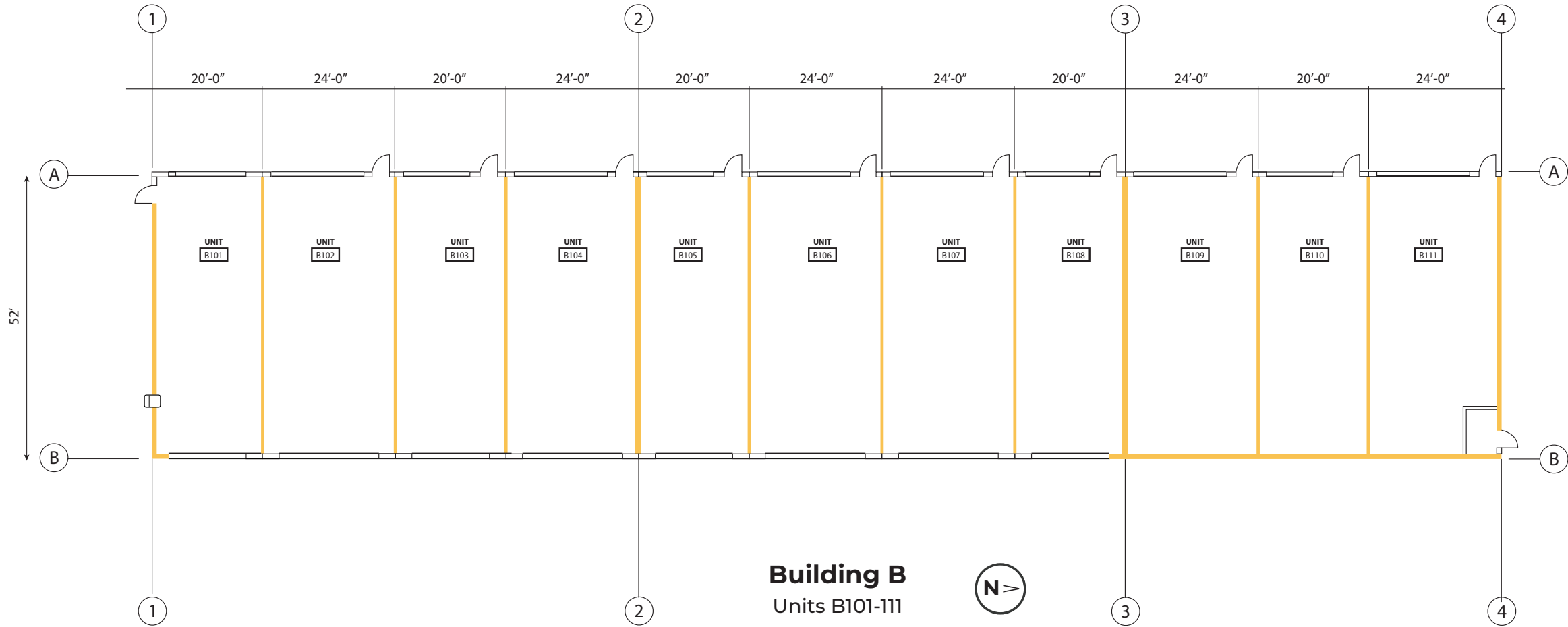
NapaVault.com


1055 Soscol Ferry Rd / Napa, CA 94558


The square footage and individual dimensions shown on this plan are approximate. They may vary for any number of reasons after the units are built and are not guaranteed by the developer.

Jones Lang LaSalle Brokerage, Inc. Real Estate License #: 01856260 ©2023 Jones Lang LaSalle IP, Inc. All rights reserved. All information contained herein is from sources deemed reliable; however, no representation or warranty is made to the accuracy thereof.


NAPA VAULT



 415.686.0255


 Laura.Duffy@jll.com

 Laura Duffy CA Lic# 01922792

The square footage and individual dimensions shown on this plan are approximate. They may vary for any number of reasons after the units are built and are not guaranteed by the developer.

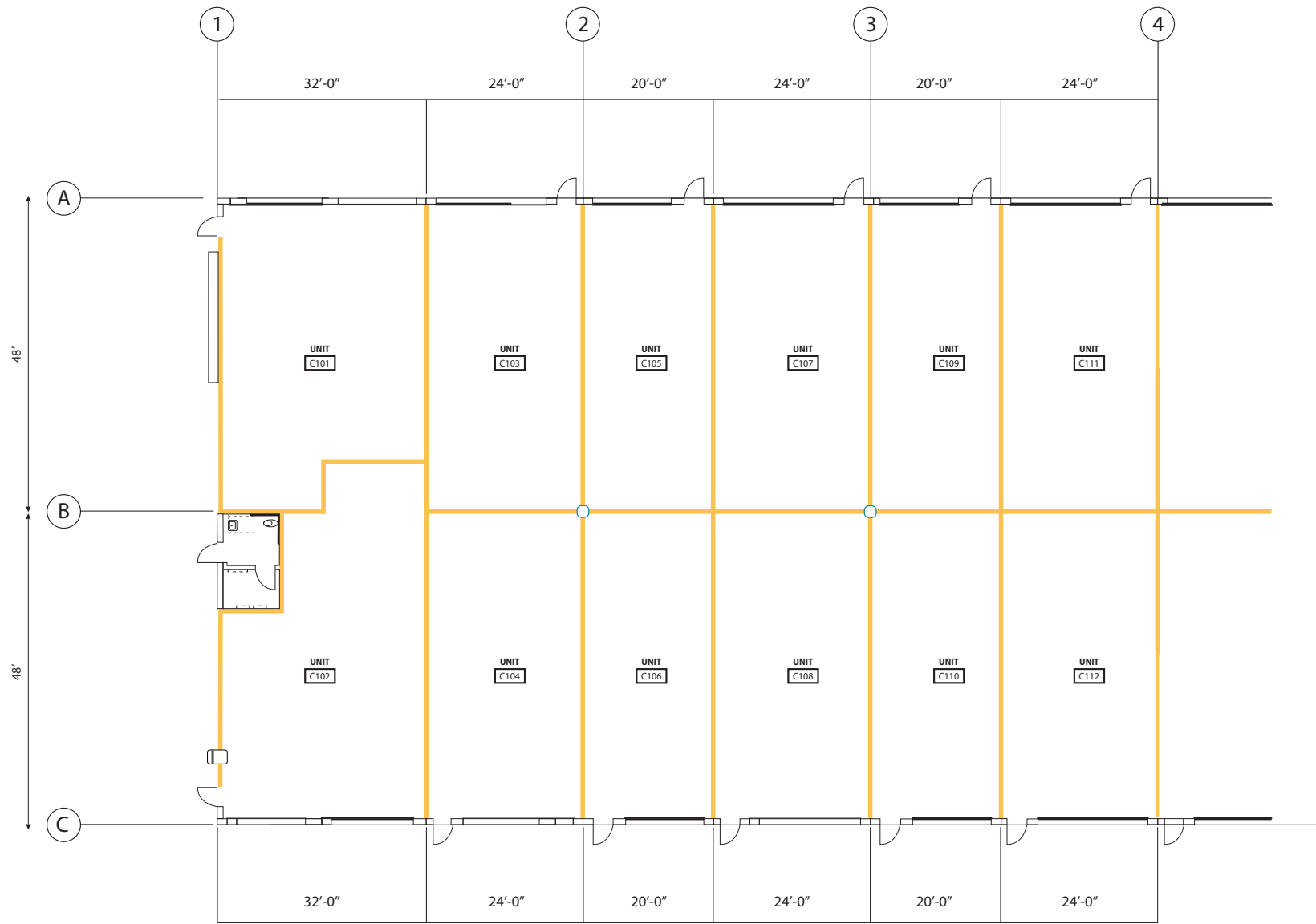
Jones Lang LaSalle Brokerage, Inc. Real Estate License #: 01856260 ©2023 Jones Lang LaSalle IP, Inc. All rights reserved. All information contained herein is from sources deemed reliable; however, no representation or warranty is made to the accuracy thereof.


 NapaVault.com


 1055 Soscol Ferry Rd / Napa, CA 94558



Building C
Units C101-112




 415.686.0255

 Laura.Duffy@jll.com

 Laura Duffy CA Lic# 01922792

 NapaVault.com

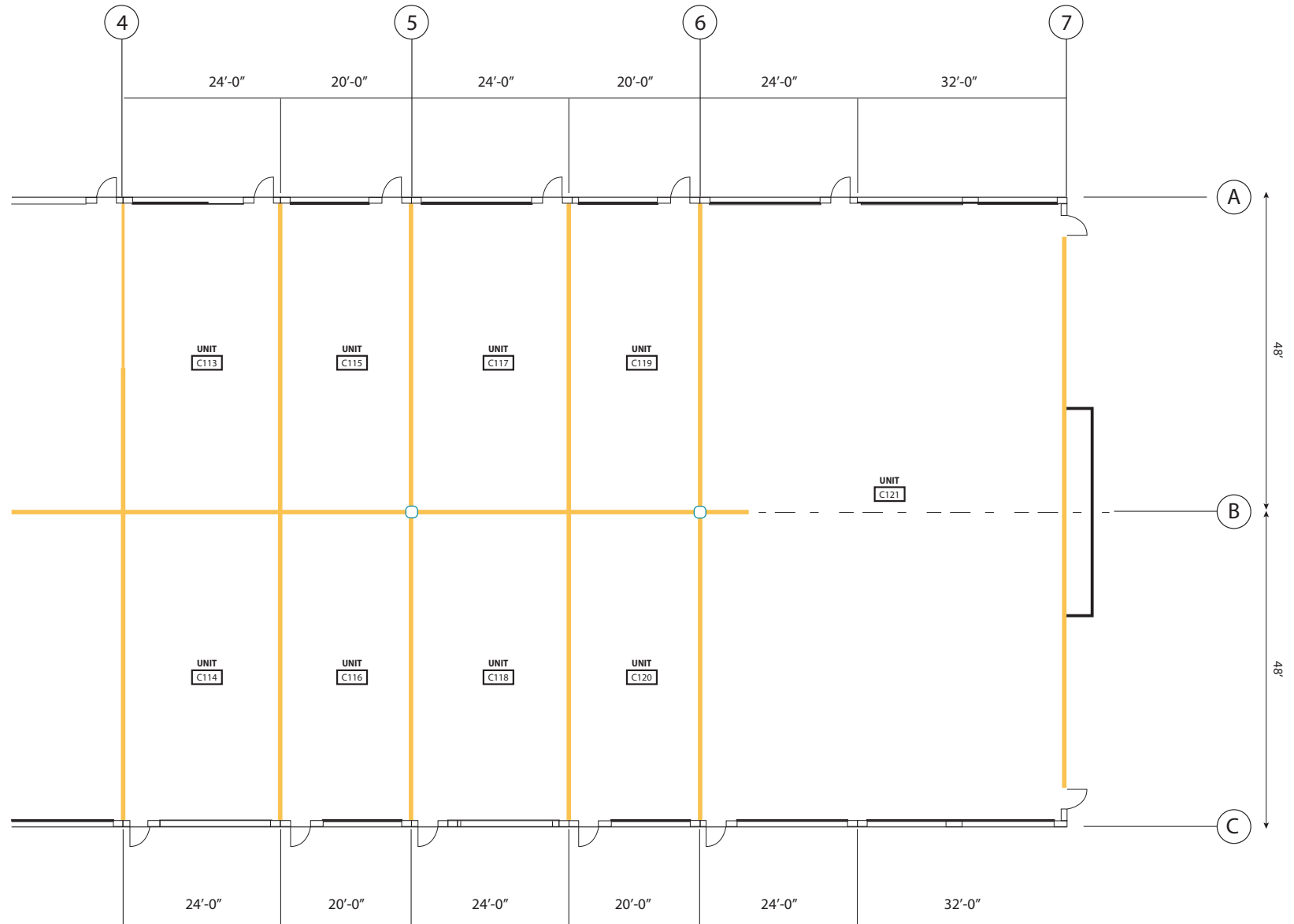
 1055 Soscol Ferry Rd / Napa, CA 94558


The square footage and individual dimensions shown on this plan are approximate. They may vary for any number of reasons after the units are built and are not guaranteed by the developer.


Jones Lang LaSalle Brokerage, Inc. Real Estate License #: 01856260 ©2023 Jones Lang LaSalle IP, Inc. All rights reserved. All information contained herein is from sources deemed reliable; however, no representation or warranty is made to the accuracy thereof.



Building C
Units C113-121




 415.686.0255

 Laura.Duffy@jll.com

 Laura Duffy CA Lic# 01922792

 NapaVault.com

 1055 Soscol Ferry Rd / Napa, CA 94558

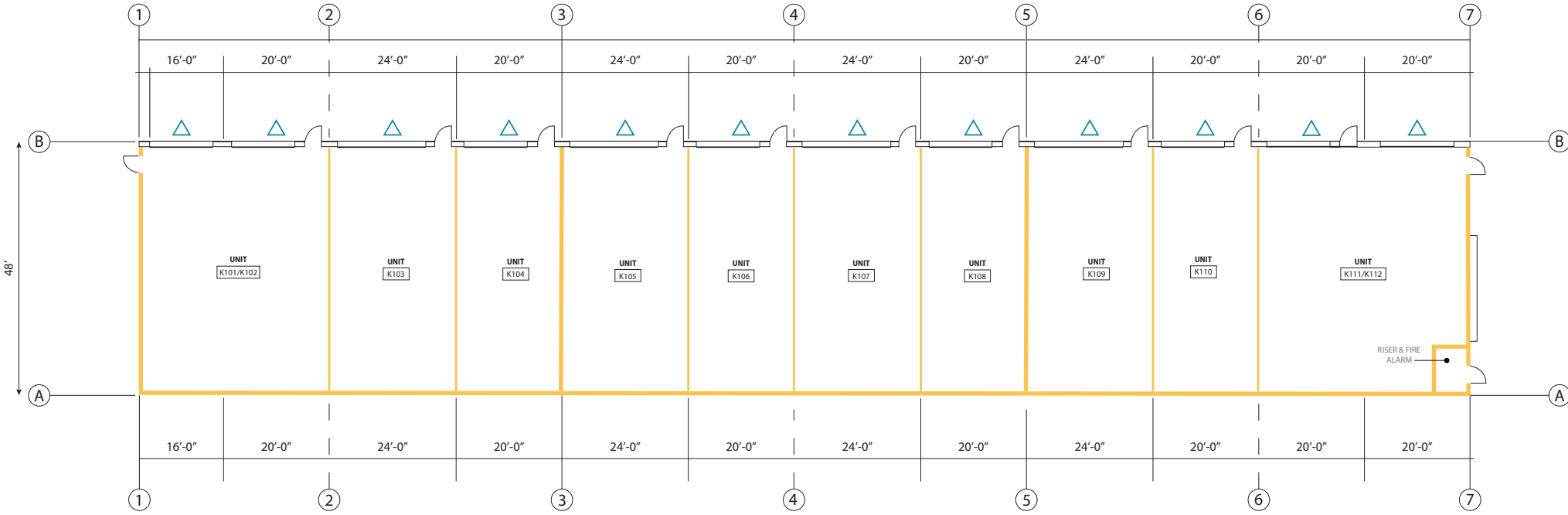
The square footage and individual dimensions shown on this plan are approximate. They may vary for any number of reasons after the units are built and are not guaranteed by the developer.

Jones Lang LaSalle Brokerage, Inc. Real Estate License #: 01856260 ©2023 Jones Lang LaSalle IP, Inc. All rights reserved. All information contained herein is from sources deemed reliable; however, no representation or warranty is made to the accuracy thereof.




NAPA VAULT

Building K Phase 2 | Units K101-112




 = Grade level roll up door

 415.686.0255

 Laura.Duffy@jll.com

 Laura Duffy CA Lic# 01922792

 NapaVault.com

 1055 Soscol Ferry Rd / Napa, CA 94558

The square footage and individual dimensions shown on this plan are approximate. They may vary for any number of reasons after the units are built and are not guaranteed by the developer.

Jones Lang LaSalle Brokerage, Inc. Real Estate License #: 01856260 ©2023 Jones Lang LaSalle IP, Inc. All rights reserved. All information contained herein is from sources deemed reliable; however, no representation or warranty is made to the accuracy thereof.