



SITE PLAN

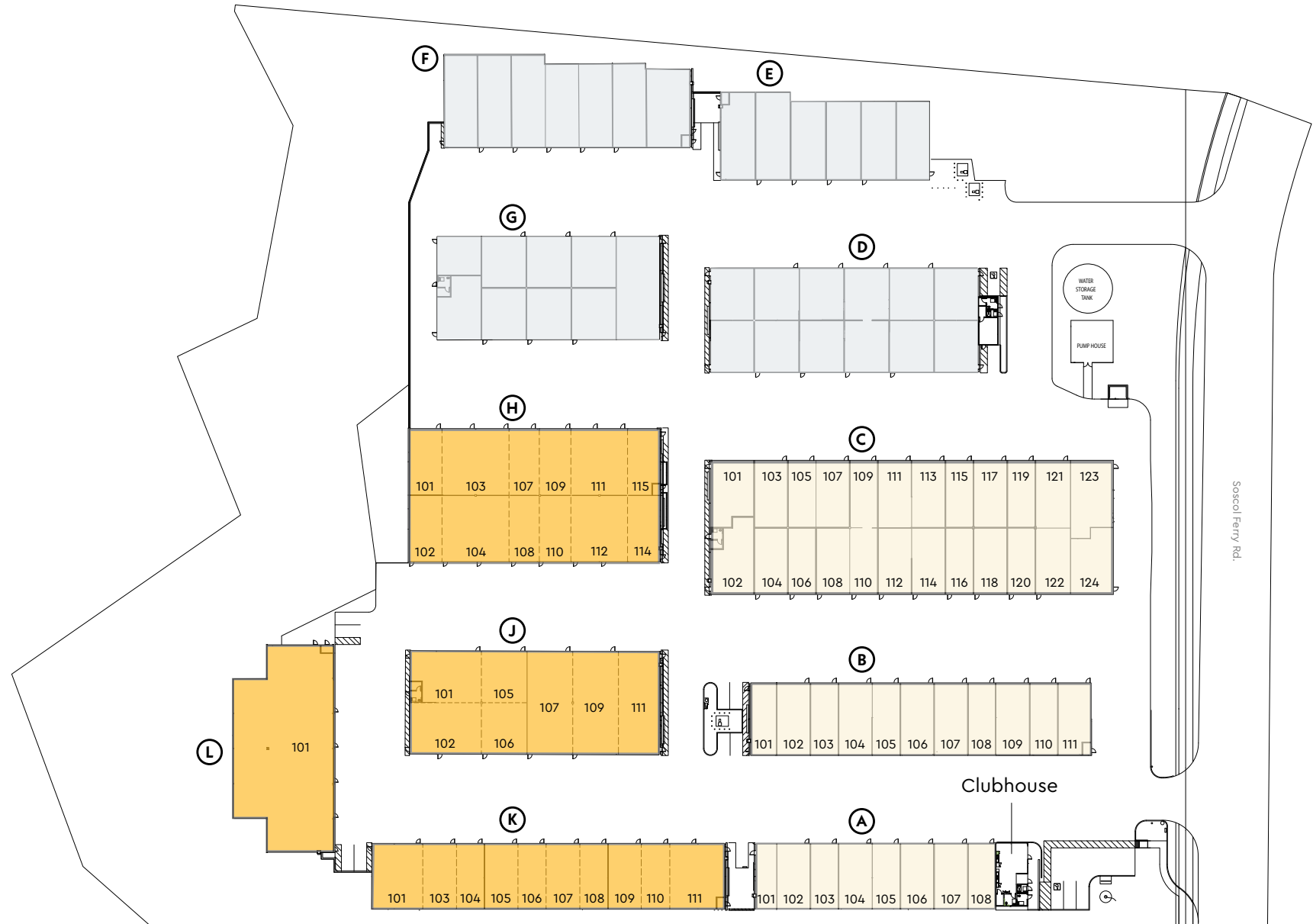



— = Structural wall
- - = Demising wall


 Phase 1 (43 units)
**completed*

 Phase 2 (30 units)
**mid 2023*

 Phase 3 (43 units)



 415.686.0255

 Laura.Duffy@jll.com

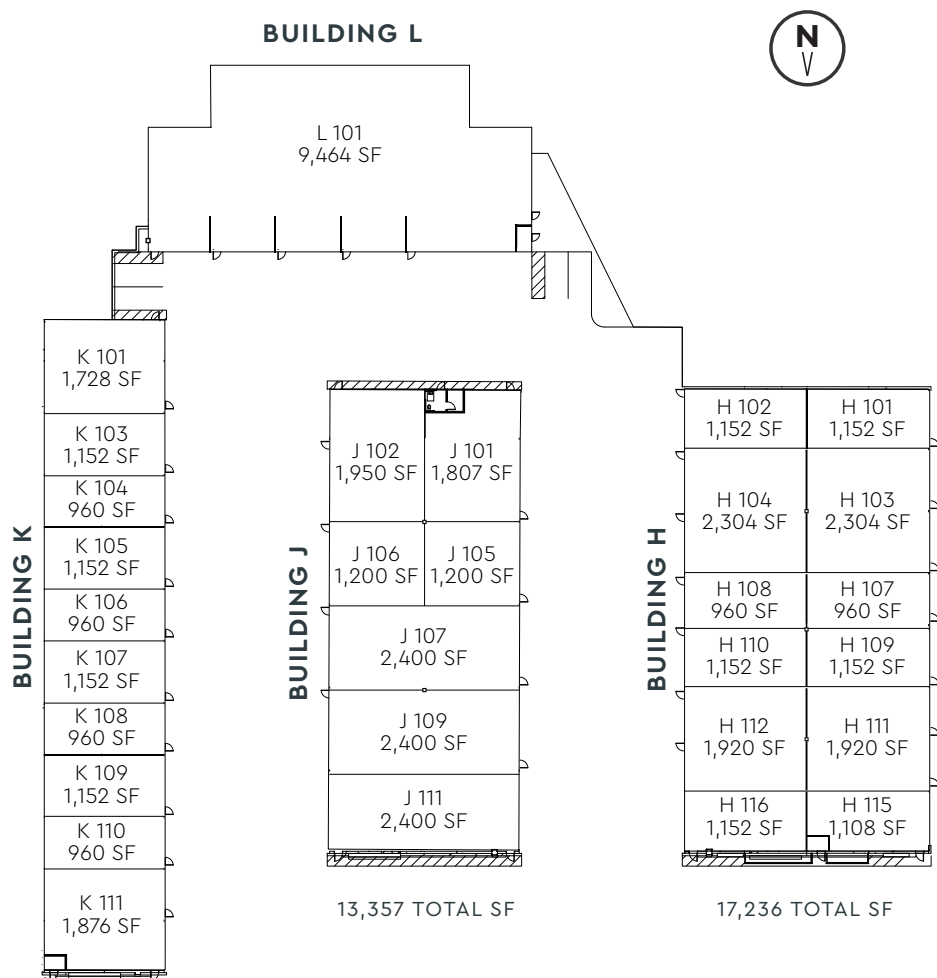
 Laura Duffy CA Lic# 01922792

The square footage and individual dimensions shown on this plan are approximate. They may vary for any number of reasons after the units are built and are not guaranteed by the developer.

 NapaVault.com

 1055 Socol Ferry Rd / Napa, CA 94558

Jones Lang LaSalle Brokerage, Inc. Real Estate License #: 01856260 ©2023 Jones Lang LaSalle IP, Inc. All rights reserved. All information contained herein is from sources deemed reliable; however, no representation or warranty is made to the accuracy thereof.



OWNER FEES: Owners belong to the Napa Vault Owners Association. 2023 monthly dues are currently \$303/month per unit and cover costs such as common area maintenance, security systems, property management, etc. For a breakdown of all fees and other information, visit the Buyers Resources page on the website.

BLDG - UNIT	WIDTH	DEPTH	GROUND FLOOR SF	MEZZ SF	ROLL-UP DOOR	2ND ROLL-UP DOOR	3RD ROLL-UP DOOR	4TH ROLL-UP DOOR
BUILDING H								
H-101	24	48	1,152		16' 10"			
H-102	24	48	1,152		16' 10"			
H-103	48	48	2,304		16' 10"	16' 10"		
H-104	48	48	2,304		16' 10"	16' 10"		
H-107	20	48	960		12' 0"			
H-108	20	48	960		12' 0"			
H-109	24	48	1,152		16' 10"			
H-110	24	48	1,152		16' 10"			
H-111	40	48	1,920		12' 0"	12' 0"		
H-112	40	48	1,920		12' 0"	12' 0"		
H-115 (less 44 SF)	24	48	1,108		18' 0"			
H-116	24	48	1,152	329	18' 0"			
SUBTOTAL			17,236					

BUILDING J								
J-101 (143 SF)	52	38	1,807		14' 0"	14' 0"	9' 2"	
J-102	52	38	1,950		14' 0"	14' 0"	9' 2"	
J-105	32	38	1,200		14' 0"	9' 2"		
J-106	32	38	1,200		14' 0"	9' 2"		
J-107	32	75	2,400		14' 0"	9' 2"	14' 0"	9' 2"
J-109	32	75	2,400		14' 0"	9' 2"	14' 0"	9' 2"
J-111	32	75	2,400		12' 0"	12' 0"	14' 0"	12' 0"
SUBTOTAL			13,357					

BUILDING K								
K-101	36	48	1,728		12' 0"	12' 0"		
K-103	24	48	1,152		16' 10"			
K-104	20	48	960		12' 0"			
K-105	24	48	1,152		16' 10"			
K-106	20	48	960		12' 0"			
K-107	24	48	1,152	329	16' 10"			
K-108	20	48	960		12' 0"			
K-109	24	48	1,152		16' 10"			
K-110	20	48	960		12' 0"			
K-111 (44 SF)	40	48	1,876		12' 0"	14' 0"		
SUBTOTAL			12,052					

BUILDING L								
L-101 (40 SF)	24	48	1,112	14' 0"		16' 10"	16' 10"	
	50	72	3,600					
L-104	50	72	3,600	16' 10"		16' 10"	16' 10"	
	24	48	1,152					
SUBTOTAL			9,464					



415.686.0255



Laura.Duffy@jll.com



Laura Duffy CA Lic# 01922792



NapaVault.com



1055 Soscol Ferry Rd / Napa, CA 94558

Need a Larger Space?

We'll work with you to combine units and design a storage condo that's right for you. Inquire for details.



NAPA VAULT

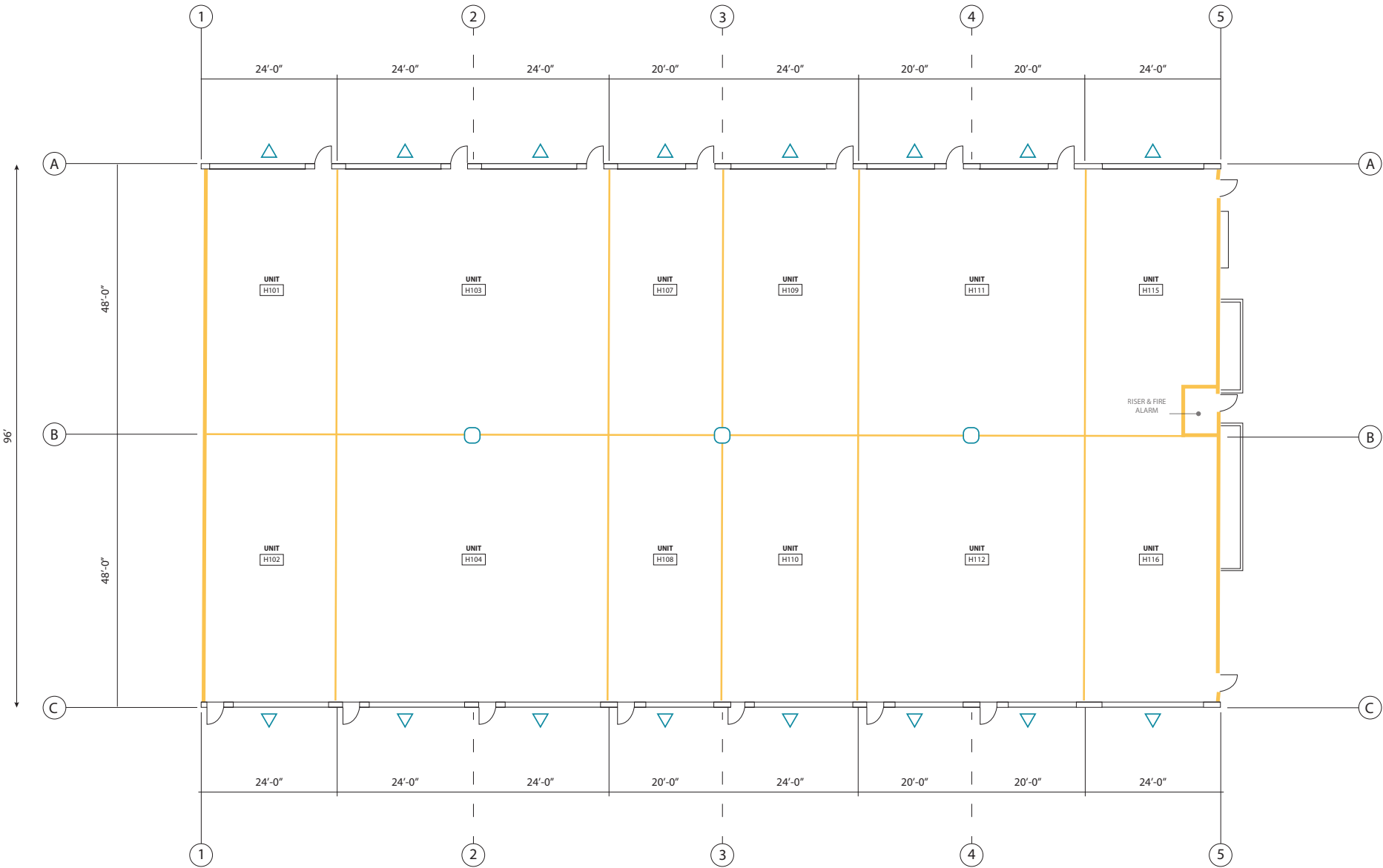
Building H Phase 2 | Units H101-116



Overall Building
approx. 17,236 sqft



= Support column
= Grade level roll up door



415.686.0255

Laura.Duffy@jll.com

Laura Duffy CA Lic# 01922792

NapaVault.com

1055 Soscol Ferry Rd / Napa, CA 94558

The square footage and individual dimensions shown on this plan are approximate. They may vary for any number of reasons after the units are built and are not guaranteed by the developer.

Jones Lang LaSalle Brokerage, Inc. Real Estate License #: 01856260 ©2023 Jones Lang LaSalle IP, Inc. All rights reserved. All information contained herein is from sources deemed reliable; however, no representation or warranty is made to the accuracy thereof.

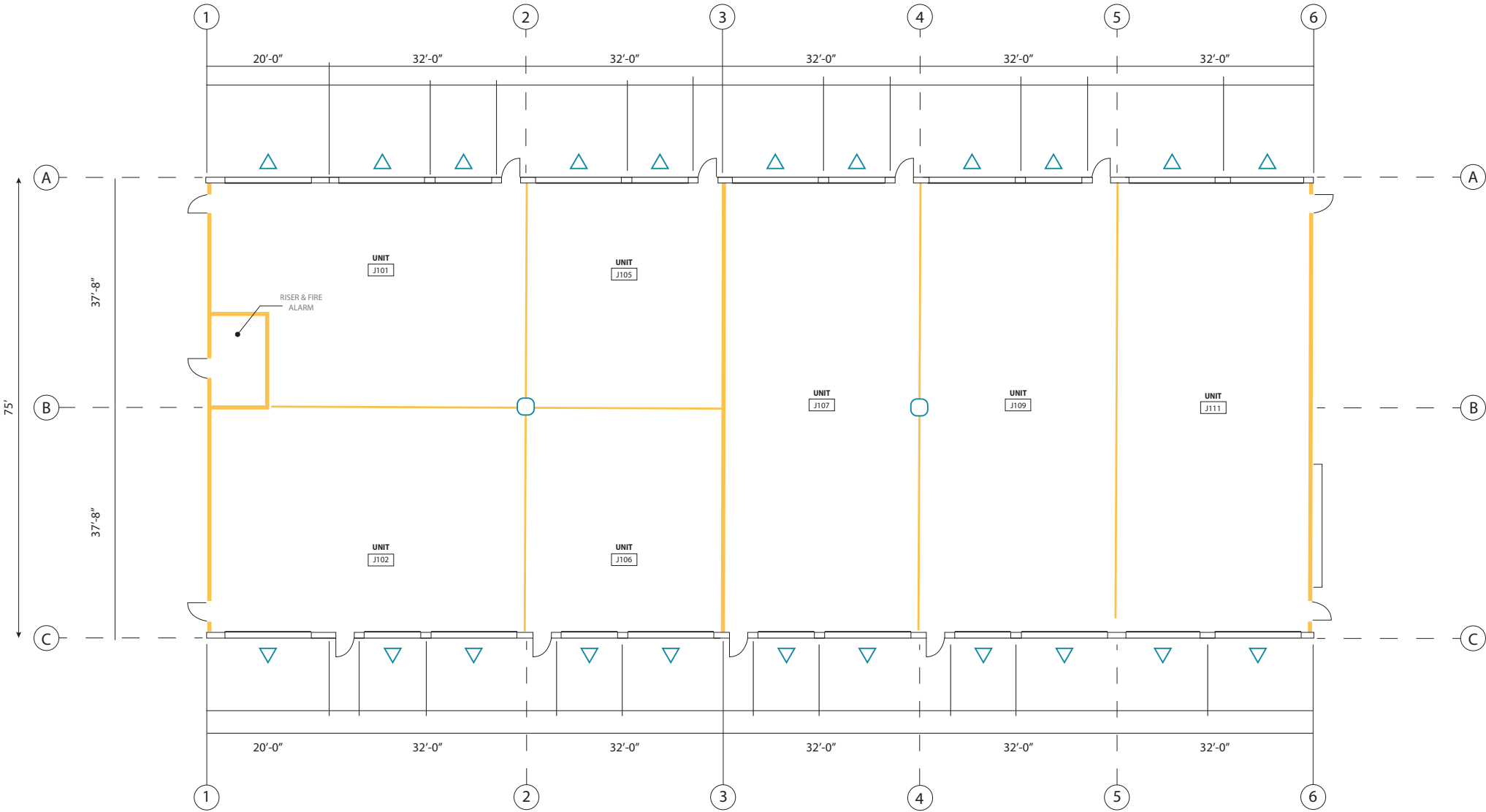


Building J
Phase 2 | Units J101-111



Overall Building
approx. 13,357 sqft

- = Support column
- = Grade level roll up door



415.686.0255

Laura.Duffy@jll.com

Laura Duffy CA Lic# 01922792

The square footage and individual dimensions shown on this plan are approximate. They may vary for any number of reasons after the units are built and are not guaranteed by the developer.

Jones Lang LaSalle Brokerage, Inc. Real Estate License #: 01856260 ©2023 Jones Lang LaSalle IP, Inc. All rights reserved. All information contained herein is from sources deemed reliable; however, no representation or warranty is made to the accuracy thereof.

NapaVault.com

1055 Soscol Ferry Rd / Napa, CA 94558

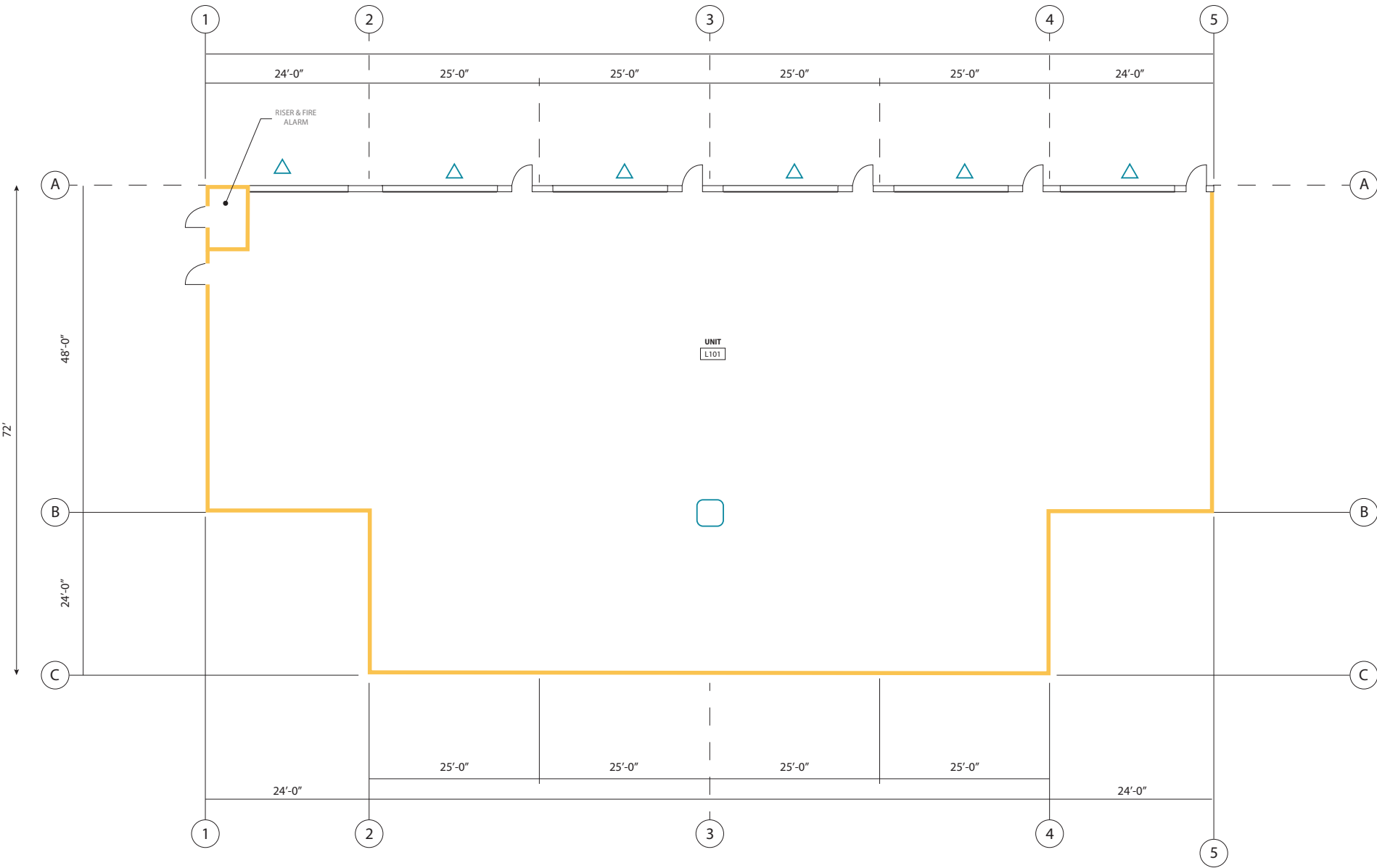


Building L
Phase 2 | Unit L101



Overall Building
approx. 9,464 sqft

- = Support column
- = Grade level roll up door



415.686.0255

Laura.Duffy@jll.com

Laura Duffy CA Lic# 01922792

NapaVault.com

1055 Soscol Ferry Rd / Napa, CA 94558

The square footage and individual dimensions shown on this plan are approximate. They may vary for any number of reasons after the units are built and are not guaranteed by the developer.

Jones Lang LaSalle Brokerage, Inc. Real Estate License #: 01856260 ©2023 Jones Lang LaSalle IP, Inc. All rights reserved. All information contained herein is from sources deemed reliable; however, no representation or warranty is made to the accuracy thereof.